




TRIPLE SWITCH PANEL

QUICK START GUIDE HT-010510



Triple Switch Panel

The Haltech Triple Switch Panel is meant to provide the user with multiple selectable switches to activate different functions within the Elite ECU. It can be used to configure multiple programming profiles for functions like:

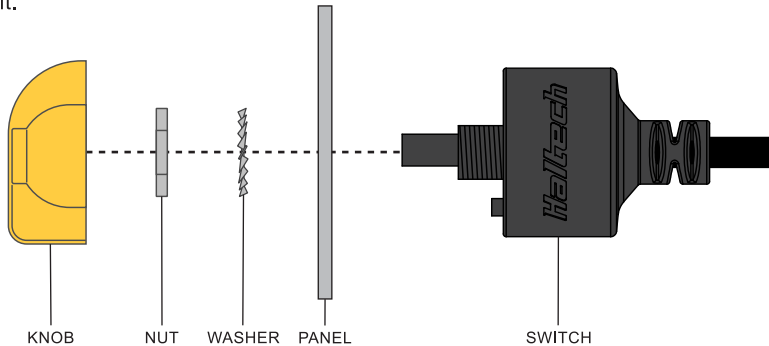
- Torque Management
- Multiple Fuel/Ignition/Boost/Target AFR Curves
- Multiple Traction Control Profiles

Triple Switch Panel - Assembly

The Haltech Triple Switch Panel Assembly includes:

- Three (3) HT-010504 Rotary Trim Modules,
- One (1) HT-010508 Triple Switch Panel
- One (1) red knob and one (1) yellow knob.

Assemble the switches onto the mounting panel as shown below. Ensure that the indexing dowel of each switch is oriented such that it inserts into the indexing hole on the panel. When installing the knobs, tighten the set screw such that the screw contacts the flat face of the switch shaft.

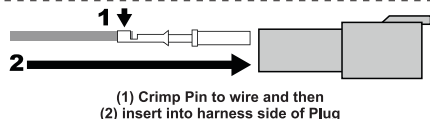
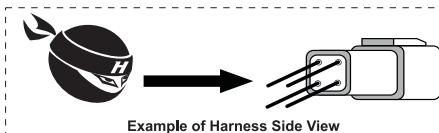


Triple Switch Panel - Connections

Each switch is pre-terminated with a DTM3 connector and a mating connector is provided. The mating connectors should be wired as follows:



Termination		
Pin #	Colour	Connection
1	Red	Power (+5V)
2	White	Signal (AVI)
3	Black	Ground



Use Haltech Calibration file: Rotary Trim Module 1 to12 Decal HT-010504.cal

Switch Position (1 to 12)	Voltage
1	4.70
2	4.32
3	3.93
4	3.55
5	3.17
6	2.78
7	2.40
8	2.02
9	1.64
10	1.25
11	0.87
12	0.49

Installation of Haltech Products

No responsibility whatsoever is accepted by Haltech for the fitment of Haltech products. The onus is clearly on the installer to ensure that both their knowledge and the parts selected are correct for that particular application. Any damage to parts or consequential damage or costs resulting from the incorrect installation of Haltech products are totally the responsibility of the installer.

Haltech Limited Warranty

Unless specified otherwise, Haltech warrants its products to be free from defects in material or workmanship for a period of 12 months from the date of purchase, valid in the original country of purchase only. Proof of purchase, in the form of a bill of sale or receipted invoice, which indicates that the product is within the warranty period, must be presented to obtain warranty service. Lockin Pty Ltd trading as Haltech suggests that the purchaser retain the dealer's dated bill of sale as evidence of the date of retail purchase. If the Haltech product is found to be defective as mentioned above, it will be replaced or repaired if returned prepaid along with proof of purchase. This shall constitute the sole liability of Haltech. To the extent permitted by law, the foregoing is exclusive and in lieu of all other warranties or representations, either expressed or implied, including any implied warranty of merchantability or fitness. In no event shall Haltech, be liable for special or consequential damages.

Product Returns

Please include a copy of the original purchase invoice along with the unused, undamaged product and its original packaging. Any product returned with missing accessory items or packaging will incur extra charges to return the item to a re-saleable condition.

All product returns must be sent via a freight method with adequate tracking, insurance and proof of delivery services. Haltech will not be held responsible for product returns lost during transit.

The sale of any sensor or accessory that is supplied in sealed packaging is strictly non-refundable if the sealed packaging has been opened or tampered with. This will be clearly noted on the product packaging. If you do not accept these terms please return the sensor in its original unopened packaging within 30 days for a full refund.

Returning a sensor or accessory product within 30 days of purchase: Product may be returned for credit or full refund. (Any sealed packaging must not have been opened or tampered with.)

Returning a sensor or accessory product after 30 days of purchase: Product may be returned for credit only (no refunds given) and is subject to a 10% Restocking fee.

No product returns are accepted more than 12 months after the date of purchase.

Need more help?



Intl: +61 2 9729 0999
USA: +1 888 298 8116



Intl: support@haltech.com
USA: usasupport@haltech.com



www.haltech.com



[/Haltechecu](https://www.youtube.com/Haltechecu)



[/HaltechEngineManagement](https://www.facebook.com/HaltechEngineManagement)



HALTECH HEAD OFFICE: PH: +61 2 9729 0999
FAX: +61 2 9729 0900
EMAIL: sales@haltech.com.au

HALTECH US OFFICE: PH: +1 760 598 1941
FAX: +1 760 598 1987
EMAIL: usa@haltech.com

See the Haltech Website for your local authorized dealer.

www.haltech.com

Version: **Rev A Ver 1**